



Photo News

The Monthly Newsletter of the


**MARLBOROUGH
Camera Club**

May 2013

It takes me a good few days to put Photo News together each month, and it can sometimes become a bit of a chore, but it puts a real smile on my face, seeing how well some of our newer Club members are doing when I compile the competition pages. Denise Manning takes star billing this month, with no less than two Honours, but I'm seeing several names on a regular basis. The feedback from entering your pictures in Club competitions is one of the best ways to become a better photographer.

So congratulations to everyone who has been successful, and please don't give up if you are not there yet. You will get better, and surprise even yourself with the great pictures you'll be taking in no time.

SGM Please note that there will be a Special General Meeting during our May Club night. This is required in order to make a small change to our Constitution to satisfy IRD and let us maintain our tax exempt status. More information on [page 17](#)



Pockets of light and autumn colours made our field trip to Pollard Park interesting on Sunday 28th May.

Editor: Trevor Dennis
email: trevor.dennis@xtra.co.nz
Home: 03 570 5064
Cell: 021 984883

Website
Flickr group
Email
Postal address

www.marlbroughcameraclub.org.nz
www.flickr.com/groups/marlborough_camera_club/
info@marlbroughcameraclub.org.nz
P.O. Box 617, Blenheim 7240



PRESIDENT'S PAGE

Liz Davidson

Several Camera Club members have spent the last few days in Wellington at the 61st Convention of the Photographic Society of New Zealand. It was an action-packed convention with an impressive line-up of guest presenters, workshops and field trips. The main field trip day was on Friday when the weather had turned sour with wind and rain. However that did not deter stalwart photographers and we coped admirably in the rain, wearing raincoats and with make-shift rain covers for our cameras. I went on the Wellington field trip and we spent an interesting morning at Zealandia. The two resident Takahe were very obliging models for our group.

I put the best of my Takahe images up on [blipfoto](#) and it received a lot of favourable comments from around the world. We tend to take these birds for granted and forget that there are only around 250 of them remaining on the planet.

I don't know where to start when it comes to ringing the praises of the presenters at the convention as they were all very different. But one that

particularly stood out for me for his enthusiasm, risk-taking and zest for life was Amos Chapple. He is an freelance travel photographer and some of the adventures he related in the pursuit of wonderful images were quite hair-raising.

We felt extremely proud when at the Honours Banquet on Saturday night; our Carolyn Hope was awarded her Licentiate ...the first step on the road to greatness in the PSNZ. So now Carolyn can put LPSNZ after her name! Congratulations Carolyn, on behalf of our camera club. Well done. We are proud of you.

Another member, of whom we can be extremely proud, is Trevor Dennis. The video he has made to promote our club's hosting of the PSNZ Convention here in Marlborough next year was outstanding. Our chests fair swelled with pride at the ovation it received. The standard was superb and this was noted by those in the PSNZ who have seen countless "Promos" over the years. You can feel very proud Trevor, at your hard work in producing the video and putting Marlborough well and truly on the map.

In closing I must give a first strong plug for the PSNZ Convention we will be hosting here in April next year. It will be an absolute MUST to attend. It is local, we have no accommodation costs and it will be a wonderful time for our camera club and for Marlborough.



Liz

**SEDDON SHIELD PHOTOGRAPHIC WEEKEND***By Roger Thwaites, APSNZ*

This year's Seddon Shield event is set to go on the weekend of the 23rd - 25th August, and is being hosted by the Buller Camera Club at 'The Last Resort' in Karamea. For those who have never heard of, or experienced a Seddon Shield Photographic Weekend (SSPW), this is an annual meeting of the Camera Clubs from the Marlborough, Nelson, and West Coast areas, and is an opportunity to share photographic experiences socially with like-minded people, and to take part in the SSPW Competition. Usually there is a guest speaker, and sometimes some of the competition judges are able to attend in person, to give their comments on the photos. Also, there are some great opportunities to take photos, and then on the Saturday evening there is a social time with a dinner to follow, after which the

competition entries will be shown, and the winners of the awards and trophies will be announced. I have been Secretary of the SSPW Committee, for a number of years now, and have attended most of the SSPWs during that time, and have found them to be really great occasions, with photographers from the clubs coming together and enjoying each other's company, and having a really relaxed weekend, and at a reasonable cost.

Karamea is a really special area, and is at the start of the Heaphy Track, and is home to such areas as the Oparara Arch. It is an area which is rich in native fauna and flora, as well as being right next door to some fairly wild sea-coast. It is literally "the end of the road" of the northern end of the West Coast. It's a

Wairau Bar landing



long way to go, but really worth it, if you want to take some interesting quality landscape/seascape, and nature images.

The SSPW Competitions are well worth having a go at, and are a good forerunner to entering other national salons, and the really great feature about these competitions is that, there are 'NO' entry fees to pay! But seriously, it is a great opportunity to take your photography to a higher level, without the pressures that go with fully-fledged National Competitions, and you also get to hear the judges' comments about the Accepted entries. There are the usual array of Trophies and Awards, but it is more of a 'fun' thing, and if you win something, then that's a bonus.

The competition categories are fairly basic and easily achievable for most photographers. They are: OPEN; LANDSCAPE; and NATURAL HISTORY. If you are relatively new to photography, then you may choose to enter the NOVICE SECTION. There is also a 6-shot portfolio competition (the G.C. Wood Trophy) for



Above: Rebecca Bowater, Liz Davidson, Rob Suisted and Keith Davidson. Below: Taylor Dam Silhouettes.

individual entrants, which alternates between Prints, on 'even' years, and Projected Images, on 'odd' years. This is a little tougher, as it requires diversity of the subject matter, but the good news is, that it does not have to be put together as a cohesive set.

Entries in the Open; Landscape, and Natural History sections, may be entered



as either: Prints, or Projected Images, or a combination of both, but are restricted to a total of SIX images, overall. So in theory, you could enter two Open, two Landscape, and two Natural History images, and these could be a combination of prints and projected images, or you could enter as many, or little, of each subject as you like, just so long as it does not exceed six images in total.

A Trophy for the Champion Image in each section will be awarded, as well as a number of Honours, Merits, and Acceptances, so there is plenty to strive for, but don't forget to make it a 'FUN' exercise!

The great thing about the Seddon Shield Photographic Weekends, is that it is a friendly get together of photographers, who just want to experience a laid-back weekend of fun, and photography.

The images accompanying this article, are from a selection of some of the activities from last year's SSPW, held in Blenheim. You may well remember that there was quite a bit of rain, and so it 'might' be, that in a place like the West Coast, there will be a very good chance of more rain, so don't forget to pack your wet weather gear, and keep the 23rd – 25th of August free, and join me for a fun weekend of photography in Karamaea!

Roger



Above: John Reid and Rob Suisted.
Below: Boarding the River Queen





Lens Profile in Lightroom

The beta version of Adobe Photoshop Lightroom 5 has been released by [Adobe](#). You can download it without charge: a great opportunity to try out Lightroom, which is the development tool of choice for many photographers. Today, though, I'm going to stay with the current version.

When photographing a tall building from street level you will get a distorted shot (Figure 1). How can Lightroom help?

How can I straighten buildings that seem to be falling over?

Figure 1 is a church spire in Savannah,

Georgia, USA; the spire appears to be leaning backwards and objects at the sides appear to be tilted inwards. This photographic illusion affects all shots with the camera tilted upwards unless you are using an expensive tilt lens. All the Photoshop family -- CS..., Lightroom, and Elements -- can correct this artifact. In Lightroom, the tool is quite well hidden but here is how to find it and use it.

In Lightroom, select the image in need of straightening and click D on the keyboard to open the Develop module. Figure 2 shows the development panel with the "Lens Corrections" section open, between "Detail" and "Effects". Click on the

"Profile" option under "Lens Corrections".

Lightroom may pick up the details of the lens you have used from the metadata that comes with the image from the camera. If so, you will see the details of the lens displayed here in Lightroom. If not, the Profile section will be greyed out. If it is greyed out, activate it by clicking the small box to the left of "Enable Profile Corrections". Then, choose the make of



Figure 3



Figure 4



Figure 5



your lens under Lens Profile, in my case Canon. Then, choose the model; in this case "Canon EF 24-105 mm F/4L IS USM". The Profile should show up automatically. Adobe has a large database of lenses so there is a good chance yours will show up. If your lens is not in the data-base, then you can still use the tool described below but the results may not be as good.

Now we have set up the lens profile, we

can move from the "Profile" section to the "Manual" section. (The "Color" section is great for correcting colour fringes due to chromatic aberration, but that's another topic.) It's fun to play with all the sliders – remember Lightroom is non-destructive – but for now we will just use the Vertical and Rotate sliders. For this image something about -57 is good for the Vertical slider. When you do this, it

becomes clear that some rotation is needed as well, about 2.4 in this case. Figure 3 shows the results.

A consequence of rotating and distorting the image is a non-rectangular image which shows up as the grey areas at the bottom of Figure 3. This needs to be fixed with the normal crop tool which is under the rectangle icon in the tool box immediately below the histogram at the very top of the Develop panel (Figure 2). Click on this icon and, in the image window, drag the corners (or the sides) of the image to get the crop you want. Select "Close". Figure 5 shows the final result. It may not be perfect but do you prefer it to Figure 1?



Unrelated quick tip:

Don't be afraid to use your camera's high-speed continuous setting for fast-moving subjects. The New Orleans street acrobat in Figure 6 only did this jump once; I would almost never have caught him in mid-loop like this with a single shot. It's well worth carrying an extra memory card to cope with the number of shots.

Harry



POLLARD PARK

By Trevor Dennis

With our scheduled field trip to Welds Hill cancelled due to bad weather, about a dozen Club members gathered at Pollard Park the following Sunday, to make the most of the Autumn colours and late afternoon sun.

I saw some interesting shooting angles being tried out, with Ruth Gill laying on the dead leaves, at one point, while Sue Burdon did her best to simulate wind blown leaves, and all but burying Ruth with leaves in the process. But what made the day notable for me, was a lesson in cooperation between club members.

The young lady, in the pictures below, is Ruth's granddaughter Breanna. I'd asked Breanna to sit in a pocket of light in among the trees, with the idea of letting the strong back light form a halo around her periphery, and to frame it with the overhanging leaves from a nearer tree.

The shot on the left is the result. The RAW file has been pushed to the limit in Adobe Camera RAW (exactly the same process as Lightroom). The overall exposure is higher than optimum for the background in order to get at least some

light on Breanna. This has reduced contrast, and there is noise on Breanna because of the heavy processing.

The version on the right is completely different, and the result of Lucian Nistor spotting the large reflector hanging from my camera bag. The reflector is a 1.5 metre 5-in-1 that I'd bought along to use the diffuser for close ups, but Lucian used the gold surface for this shot.

It was held two to three metres from Brianna at Nistor's head height. This simulated the angle of the sun, and reduced the effect of making the subject squint as would have been the case if it was closer to Breanna's eye line.

The size, and relatively close distance, have produced a nice soft light with no hard shadows. With Breanna better lit, the background did not need to be overexposed, and there is much better colour and contrast.

In fact both shots have merit. The one on the left has a subtle dreamy quality, while the one on the right has much better overall exposure. It's all about choices, and remembering to use them.





'Containers

Judged by Alice Dupont

Prints

A Grade

Honours

Carolyn Hope Old Chemistry

Merit

Roger Thwaites Container City

B Grade

Merit

Lloyd Neal Marmite Returns

Projected Images

A Grade

Honours

Liz Davidson Golden Tanks

Merit

Gillian Clover Natures Containers

B Grade

Merit

Lynnette Bainbridge My Head Is A Container

C Grade

Honours

Denise Manning Water Balloons

Merit

Ruth Gill My Sister's In There



Old Chemistry by Carolyn Hope



Container City by Roger Thwaites



Natures Containers by Gillian Clover



Golden Tanks by Liz Davidson



My Sister's in There by Ruth Gill



My Head is a Container by Lynnette Bainbridge



Water Balloons by Denis Manning



'Open'

Judged by Alice DuPont

Prints

A Grade

Honours

David Brinn Wairarapa Coast

Merit

Gillian Clover Cobb Reservoir from
Peel Ridge

B Grade

Honours

Emily Burgess Pensive

Merit

Rod Wegener Coy Koi

C Grade

Honours

Denise Manning 50 Shades of Grey

Merit

Ruth Gill Morning Photographers

Projected Images

A Grade

Honours

Robyn Carter Morris Major
Gillian Clover Shimmering Heat,
Godwits and Sand

Merit

Lyndie Henry Life in the Old

Robyn Carter Pink Lotus

B Grade

Merit

Nola Neal Cosmos

C Grade

Honours

Jan McCullum Honeybee on Sedums
Stephen Hayward U Bolt

Merit


Ricky Wilson Man and His Dog



Wairarapa Coast by David Brinn



Coy Koi by Rod Wegener



Pensive by Emily Burgis



50 Shades of Grey by Denis Manning



Pink Lotus by Robyn Carter



Coy Koi by Rod Wegener



Morris Major by Robyn Carter



Shimmering Heat, Sand, and Godwits by Gillian Clover



Cosmos by Nola Neal



Honeybee on Sedum by Jan McCullum



Man and His Dog by Ricky Wilson



U-Bolt by Stephen Hayward

NEXT MEETING: Thursday 9th May 2013 at St Mary's Parish Hall, Blenheim, starting at 7.30pm. Doors open by 7pm

What's on:

Results of — **Song Titles/ Open**

Hand In — **Chocolate/ Open**

Maximum 1 print and 2 projected images.

Maximum of 2 images in either category.

7:30 Club announcements

7:40 Gary Spence — of Marlborough Emergency Services who will talk about emergency events most likely to occur in Marlborough, and how best to prepare for them.

8.20 Supper

8:35 Convention Promo — a chance to see the five minute video made to promote our hosting of the 2014 PSNZ **National Convention**

8:40 Competition results and Judge's comments for Song Titles

4th
THURSDAY

23th May — Another chance to hear outstanding landscape photographer, Roger Thwaites, talk about what makes a great

landscape photograph. Roger will be devoting more time to giving feedback on club member's photographs this time, so bring along a couple of images — print or digital — if you'd like to take advantage.

16th June — This will be a double session with advice on understanding photographic equipment, including cameras, flash, reflectors, white balance aids etc. etc. We will also demonstrate how to resize your images in several different software packages including cheap yet powerful programs like Irfanview, and Picasa.

We would love to know what subjects our Club members would like to be dealt with in future workshops. If there is an area of photography you'd like demonstrated and explained, let us know.

Field Trips:

Sunday 19th May — Pine Valley is where several award winning fungi shots were taken. The secret location of the log covered in these fungi will be revealed to the uninitiated, but be warned, it is a long walk from where we park the cars, and the fungi are tiny so you will need your close up and macro kit. We will hopefully find some exotic colours like yellow and blue, but the most prolific, white Mycena variants are not to be sniffed at. You'll need warm clothing, decent boots/shoes and food and drink. Meet at Blenheim rail station (north of Dillons Point Road) at

Saturday 25th May — Nelson Marlborough Challenge. This is one of the photography highlights of my year. It is always lots of fun, and it is great to catch up with our friends from Nelson. We have never managed to win the trophy, but whether this is our year or not, I can promise everyone a great day out. Morning and afternoon tea are kindly provided by Nelson, but bring something for lunch. You will need your camera gear, and bring a laptop if you have one. Location is **Founders Park**, Nelson, and we need to be there by 10:00am. We'll arrange lift sharing at Thursday's club night.

Sunday 16th June — Blenheim, with an emphasis on architecture. We may not have a lot of grand and ancient buildings in Blenheim, but there are plenty of photo opportunities if you think about it. The Court House, Youell House, Seymour Square, Raupo, Riverside Park. There high vantage points at the new multi story car park.

More information on when and where to meet, will be in the next month's Photo News, and on our [website](#).

Club Trophies Holders of all Marlborough Camera Club trophies are advised that they should be returned by mid-July. We would appreciate it if trophies are cleaned and polished .

THE TRENNA PACKER SALVER COMPETITION 2013

"The Nature Photography Society of NZ" has invited The Marlborough Camera Club to take part in this Competition which is open to all clubs in New Zealand.

The MCC committee feels our Club should submit a set of 6 digital images again this year, as we have done quite well in this Competition in the past and it encourages an interest in natural history photography.

If you look on the NPS website you will see that the content of the winning set in 2012 was very diverse and not confined to birds, flowers,

etc. It contains a picture of Sawcut Gorge, breaking waves and coral - i.e. this competition is inclusive of our natural environment as well as of birds, beast, etc within it.

Hence, MCC selectors will be hoping that club members will submit a diverse range of digital images from which a winning set can be selected.

Successful sets from previous years can be found [HERE](#)

The club's selectors are Roger Thwaites, Gillian Clover, David Brinn and Carolyn Hope. Gillian Clover is the Co-Ordinator.

PSNZ Definition and Guidelines for Nature 2012

Nature: Nature Photography depicts living untamed animals, uncultivated plants in a natural habitat, geology and the wide diversity of natural phenomena. Images of animals that are domesticated, caged or under any form of restraint, as well as cultivated plants, are ineligible.

The subject must be in its natural environment. Photographs of animals and birds living freely within conservation or nature reserves are also acceptable.

Naturalised subjects are allowable, providing they are photographed under natural, not domestic conditions. Examples of naturalised subjects are deer, black swan, monarch butterfly, briar (not cultivated) roses.

Minimal evidence of human influence is acceptable for some nature subjects where they have adapted to an environment modified by humans. Some examples are welcome swallows, shags and harrier hawks.

The presence of scientific bands on wild animals is acceptable.

The accurate record of the subject and the natural environment are the prime factors. All images must maintain a faithful representation of a natural form, behaviour or phenomenon as captured in the original image.

No elements within the original image may be moved, cloned, introduced, deleted, rearranged or combined. No artificial, false or substitute backgrounds are to be used. Any manipulation or modification to the original image is limited to minor retouching of blemishes and must not alter the content of the original scene.

Resizing, cropping, selective lightening or darkening and restoration of the original colour of the scene are also acceptable. Digital techniques that extend the capability of the camera may be used as long as they honestly and accurately represent the original nature story or event at the time of capture.

Images in New Zealand Nature must have been taken in the natural environment of New Zealand or its offshore islands.

For all Nature images, scientific or common names must be included in the titles.

These specific changes should be noted:

1. Previous requirements for Natural History are now included in the Nature Guidelines.
2. Titles must include the scientific or common name (including Maori) of the subject. Interpretive or descriptive names alone are not sufficient.
3. The use of artificial or substitute backgrounds is now excluded.
4. Photography within nature reserves is allowable as long as the subjects are not confined within a cage, pen or kept in an artificial environment.

April 10th, 2013.

To: Members of the Marlborough Camera Club Incorporated.

A **Special General Meeting** of the Marlborough Camera Club Inc. is called for **Thursday, May 9th, 2013 at 7.10pm** (2nd Thursday Club night) to approve a change to the Club's Constitution. We have considered these clauses (1 and 3 below) which are an exact copy of those requested by the IRD and we recommend that they be adopted.

In order to retain the Club's tax exemption status the Inland Revenue Department has requested that the following clauses concerning Personal Benefit be included in our Constitution:

1. "Any income, benefit or advantage shall be applied to the objectives of the organisation. No member of the organisation or any person associated with a member shall participate in or materially influence any decision made by the organisation, in respect of the payment to or on behalf of that member or associated person of any income, benefit, or advantage whatsoever. Any such income shall be reasonable and relative to that which would be paid in an arms length transaction (being open market value). And the provisions and effect of this clause shall not be removed from this document and shall be included and implied into any document replacing this document".
2. If the above clause is approved by vote at the SGM:
3. "That the Personal Benefit clause be included in the Constitution as Item 25 under FINANCE and that all subsequent numbering of Constitution clauses from 25-29 be altered to 26-30 without change to the content of those clauses".
4. "No addition to or alteration of the non-profit aims, personal benefit clause or the winding up clause shall be made which affect the tax exempt status. The provisions and effect of this clause shall not be removed from this document and shall be included and implied into any document replacing this document".
5. If the above clause is approved by vote at the SGM:
"That the Alteration of Rules Clause (*item 3 above*) be included in the Constitution as clause 28 d under ALTERATION TO RULES"

This SGM should be very brief and not intrude too much into the much more interesting events planned for that evening!

Elizabeth Davidson,
President, MCC

Gillian Clover,
Treasurer, MCC

Top Shots

FUJIFILM
IMAGE SERVICE

Large format — Ceramic Coated
Water-Fast — Photo Paper

Acid-Free — Archival
Fine-Art Paper

Canvas Printing

All
available



Topshots 2010 Ltd, 100 Market Street Blenheim, 03 5777386, photos@topshots.co.nz

pc Media
Computing Specialists

82 Seymour Street
Blenheim
(Opposite St Johns)

Customer-built performance computers
Adobe Software
Printers, Papers and Ink
Back-ups and Storage Solutions
All your general computing needs.

Phone 03-578-1100 email sales@pcmedia.co.nz


Upcoming Events



MARLBOROUGH
CAMERA CLUB

19th May— Field Trip
Pine Valley

Email LizDavidson@xtra.co.nz



MARLBOROUGH
CAMERA CLUB

23rd May
7:30pm @ St Marys
Landscape Photography

4th
THURSDAY



Southern Regional

Organised by
Focus Aorangi Photographic Society
Friday 4th to Sunday 6th October 2013



For more news and information visit the PSNZ site
www.photography.org.nz/welcome.htm

[Events](#)
[Competitions](#)

Langwoods

PHOTO CENTRE

Quality Developing & Printing

Passport Photographs

Cameras & Camera
Accessories

Team
Photographs

Frames

Prints
from
Prints

Prints from
Digital Cameras

Studio & Family
Portraits

Helpful Friendly Service

Langwoods — 75 Queen Street, Blenheim (03) 578 8887



Hi Qual
Picture
Framing

& Photo Mounts

Phone Roger
(03) 578 3185